

Résultat air comprimé 2025 -2026

Championnat d'équipe



Schweizer Schiesssportverband
Fédération sportive suisse de tir
Federazione sportiva svizzera di tiro
Federaziun svizra dal sport da tir

2ème ligue / groupe 7

Laufen 2	St. Gallen 2				1'486	1'496
Glarnerland 3	Winistorf				1'491	1'525
Agno AC	Oberegg				1'527	1'474
Taverne	Vully-Broye 3				1'450	1'515
1.	Winistorf	7	0	0	14	10'676
2.	Agno AC	6	0	1	12	10'654
3.	Vully-Broye 3	5	0	2	10	10'538
4.	St. Gallen 2	4	0	3	8	10'364
5.	Glarnerland 3	2	0	5	4	10'460
6.	Laufen 2	2	0	5	4	10'458
7.	Taverne	2	0	5	4	10'194
8.	Oberegg	0	0	7	0	10'267

1ème ligue / groupe 4

Biezwil	Uri 2 SPS				1'515	1'494
Gais 1	Zweisimmen-St.Stephan 1				1'497	1'495
Weinfelden 2	Vully-Broye 2				1'511	1'504
Buchs AG	Cottens et Environs 1				1'474	1'518
1.	Biezwil	6	0	1	12	10'618
2.	Cottens et Environs 1	5	0	2	10	10'604
3.	Gais 1	5	0	2	10	10'536
4.	Uri 2 SPS	4	0	3	8	10'496
5.	Weinfelden 2	3	0	4	6	10'588
6.	Vully-Broye 2	3	0	4	6	10'478
7.	Zweisimmen-St.Stephan 1	2	0	5	4	7'521
8.	Buchs AG	0	0	7	0	10'266

Ligue nationale B / groupe ouest

Montmollin	Uri 1 SPS				1'542	1'539
Vully-Broye 1	Zürich-Stadt				1'554	1'530
Glarnerland 2	Wil Stadt				1'552	1'511
Weinfelden 1	Feld-Meilen 1				1'548	1'536
1.	Glarnerland 2	7	0	0	14	10'846
2.	Vully-Broye 1	3	2	2	8	10'831
3.	Montmollin	4	0	3	8	10'790
4.	Weinfelden 1	3	1	3	7	10'831
5.	Uri 1 SPS	3	0	4	6	10'831
6.	Wil Stadt	2	2	3	6	10'749
7.	Feld-Meilen 1	2	1	4	5	10'743
8.	Zürich-Stadt	1	0	6	2	10'277



Finale promotion relégation LNA - LNB 7 février 2026 Avenches



Qualifications

Runde 1	Gruppe C Voluntaria-Trun 1 - Vully-Broye 1	1534.1 - 1502.9	2 - 0
	Gruppe D Altendorf 1 - Wettingen-Würenlos 1	1516.3 - 1501.0	2 - 0
Runde 2	Gruppe C Vully-Broye 1 - Dielsdorf 1	1522.6 - 1517.9	2 - 0
	Gruppe D Wettingen-Würenlos 1 - Glarnerland 2	1516.2 - 1438.0	2 - 0
Runde 3	Gruppe C Dielsdorf 1 - Voluntaria-Trun 1	1513.4 - 1530.1	0 - 2
	Gruppe D Glarnerland 2 - Altendorf 1	1464.0 - 1515.3	0 - 2

Rangliste Ausscheidung

Gruppe C:	1. Voluntaria-Trun 1	4	3064.2	Q
	2. Vully-Broye 1	2	3025.5	Q
	3. Dielsdorf 1	0	3031.3	
Gruppe D:	1. Altendorf 1	4	3031.6	Q
	2. Wettingen-Würenlos 1	2	3017.2	Q
	3. Glarnerland 2	0	2902.0	

Super final

Voluntaria-Trun 1 - Wettingen-Würenlos 1	805.2 - 803.6	2 - 0
Altendorf 1 - Vully-Broye 1	789.0 - 786.7	2 - 0

Classement final

1. Voluntaria-Trun 1	2	805.2	Verbleibt in Nationalliga A
2. Altendorf 1	2	789.0	Verbleibt in Nationalliga A
3. Wettingen-Würenlos 1	0	803.6	Verbleibt in Nationalliga B
4. Vully-Broye 1	0	786.7	Verbleibt in Nationalliga B
5. Dielsdorf 1		3031.3	Verbleibt in Nationalliga B
6. Glarnerland 2		2902.0	Verbleibt in Nationalliga B

Résultat individuel super final


Rang	Start Nr	Name	Serien										Total
			1	2	3	4	5	6	7	8	9	10	
1		Altendorf 1	78.0	78.0	79.0	78.5	79.2	80.5	76.2	78.0	78.8	81.7	787.9
	600681	ZÜGER Muriel	10.5	10.0	10.1	10.6	10.6	10.3	10.7	10.0	10.3	10.5	103.6
	701854	ZÜRCHER Nicole	9.5	10.0	10.1	10.0	10.3	10.2	9.9	10.3	10.8	9.7	100.8
	457509	PETERS Renate	10.1	9.8	10.1	9.9	10.2	10.4	9.3	9.2	10.2	9.7	98.9
	676259	MÄCHLER Jasmin	10.7	9.9	9.3	9.4	10.3	10.1	9.4	10.4	9.7	9.6	98.8
	854581	KOHLER Marius	8.5	10.6	9.9	10.0	9.0	10.5	10.5	10.0	10.2	9.5	98.7
	802998	ZÜRCHER Daniel	9.7	10.1	9.8	9.4	10.5	9.8	10.0	10.3	9.5	9.5	98.6
	850472	MÜLLER Nico	8.8	9.1	9.9	9.9	9.8	8.9	10.0	9.3	10.3	10.7	96.7
	156201	MÄCHLER Rolf	10.2	9.5	9.3	10.0	9.8	6.0	8.2	9.3	10.7	9.9	92.9
2		Vully-Broye 1	75.8	75.8	78.1	78.5	79.6	77.9	81.0	79.4	80.4	78.5	785.0
	906580	DELESSERT Aurore	10.1	9.9	9.9	10.5	10.2	10.1	10.6	9.6	10.3	10.6	101.8
	599485	D'HALLUIN Michael	9.5	9.8	10.7	9.2	9.7	10.9	10.5	10.5	10.0	10.4	101.2
	267508	LIMAT Bertrand	9.7	9.7	10.0	10.2	10.7	10.1	9.6	10.8	9.4	8.4	98.6
	9982	STAUDENMANN Anne-Laure	8.5	10.8	9.9	9.9	10.2	10.3	8.8	10.4	10.0	9.8	98.6
	7951	SCHWAB Amélie	9.3	10.5	9.6	10.2	8.1	9.7	10.3	9.8	10.2	10.2	97.9
	33866	BLASER Océane	9.3	9.9	9.9	9.1	10.3	10.0	10.1	10.3	9.2	9.6	97.7
	267496	DELLEY Claude-Alain	9.7	9.2	9.6	10.0	9.9	9.4	9.4	10.1	9.9	9.1	96.3
	254127	CHASSOT Cindy	9.7	8.3	8.9	10.5	8.8	10.5	10.1	8.9	9.5	9.4	94.6

Championnat d'hiver M21 Filles

1	2	301	JÄGGI Emely	SUI	NIEDERBUCH	104.4	104.3	105.8	105.0	103.1	104.9	627.5	Q
2	3	302	JÄGGI Vivien	SUI	NIEDERBUCH	105.2	105.1	103.1	103.8	104.9	105.0	627.1	Q
3	5	304	GYGER Emely	SUI	OENSINGEN	102.4	102.2	106.0	105.5	104.0	102.4	622.5	Q
4	17	316	MARCIELLO Chiara	SUI	BERG	105.1	103.5	102.3	105.0	102.3	101.9	620.1	Q
5	7	306	PELLADONI Gina	SUI	BERKINGEN	104.0	103.5	101.6	103.9	101.1	104.8	618.9	Q
6	10	309	HOENES Selina	SUI	EINSIEDELN	102.9	102.3	102.6	102.6	103.4	104.2	618.0	Q
7	13	312	JENAL Fadrina	SUI	SEEGRÄBEN	100.9	102.1	102.0	102.4	106.1	103.3	616.8	Q
8	11	310	TISHCHENKO Polina	SUI	BONSTETTEN	103.7	103.2	102.7	101.6	103.1	102.5	616.8	Q
9	12	311	ARNOLD Silja	SUI	BÜRGLEN	102.0	103.2	103.3	102.8	101.6	103.8	616.7	
10	8	307	ROMANCUK Luena	SUI	RIEDHOLZ	102.7	102.5	102.8	102.3	103.7	102.7	616.7	
11	6	305	LAZZAROTTO Daria	SUI	FISCHENTHAL	104.5	102.9	103.6	101.7	103.6	99.9	616.2	
12	21	320	ZEHNDER Leonie	SUI	ALTENDORF	102.4	102.5	103.6	100.8	103.3	102.5	615.1	
13	24	323	FREI Maureen	SUI	MÄRWIL	104.3	103.9	98.2	100.0	102.1	103.8	612.3	
14	14	313	STATTENBERGER Florence	SUI	LIEBISTORF	100.6	102.1	100.8	101.8	102.3	101.8	609.4	
15	22	321	ROSSIER Kajsa	SUI	USTER	101.3	102.3	101.6	103.3	100.8	99.8	609.1	
16	15	314	FÄSSLER Anouk	SUI	EBNAT-KAPPE	100.7	98.0	103.2	100.7	104.1	102.3	609.0	
17	18	317	STAUB Kaya	SUI	SCHÖNENBER	102.6	99.5	100.5	100.7	102.3	103.1	608.7	
18	9	308	ARNOLD Yvonne	SUI	BÜRGLEN	101.1	101.2	103.3	101.7	100.6	100.1	608.0	
19	25	324	BENKE Liliana	SUI	BERG	104.6	102.3	100.5	99.9	98.9	100.5	606.7	
20	19	318	LAUDAN Joana	SUI	FISCHENTHAL	98.8	103.9	100.0	100.2	103.6	98.7	605.2	
21	23	322	STAUDENMANN Anne-Laure	SUI	PAYERNE	100.2	98.3	102.7	99.8	99.4	101.5	601.9	
22	30	329	KISER Olivia	SUI	SACHSELN	101.7	101.4	97.4	99.6	101.5	99.5	601.1	
23	26	325	GANDER Ramona	SUI	ENNETMOOS	96.5	101.4	100.9	101.5	100.7	97.2	598.2	
24	20	319	SPRECHER Lorena	SUI	ILLNAU	99.0	99.1	98.9	98.9	99.1	101.0	596.0	
25	32	331	SCHÖPFER Nathalie	SUI	HEITENRIED	99.5	99.9	97.5	101.6	99.2	98.3	596.0	
26	29	328	FACCHINETTI Olivia	SUI	LONAY	96.7	98.6	96.5	99.6	101.3	99.6	592.3	
27	31	330	FÄSSLER Jndira	SUI	AFFELTRANG	96.6	96.8	100.7	100.0	97.9	99.2	591.2	
28	33	332	RENGGLI Germara	SUI	UNTERSCHÄC	98.3	100.0	100.0	93.5	95.1	96.9	583.8	
29	28	327	AEBISCHER Irina	SUI	HEITENRIED	92.5	96.3	100.6	99.6	94.8	95.4	579.2	
30	27	326	MAGNIN Elodie	SUI	Corbieres	95.1	94.6	94.2	95.0	95.9	96.9	571.7	



Finale cantonale groupe élite

1	Tafers 1	Tafer	BEYELER Irene DUFAUX Giles RIEDO Sven STURNY Lea	104.0 104.7 99.8 102.5	104.8 103.0 102.8 101.6	102.9 101.6 105.1 103.2	105.0 102.1 102.8 102.8	416.7 411.4 410.5 410.1		1648.7
2	Tafers 2	Tafer	POFFET Marco STURNY Kim ANDREY Markus STURNY Tina	102.4 101.6 100.4 96.9	103.6 102.8 101.4 99.3	102.8 102.6 103.2 97.8	102.2 103.4 100.6 98.1	411.0 410.4 405.6 392.1		1619.1
3	Vully-Broye 1	Vully	LIMAT Bertrand DÉLESSERT Aurore BLASER Océane CHASSOT Cindy	102.9 100.5 100.4 95.4	104.3 102.8 100.1 97.2	102.7 99.9 101.3 98.8	98.3 100.2 100.0 99.2	408.2 403.4 401.8 390.6		1604.0
4	Tafers 3	Tafer	STURNY Norbert MÜLLER Beat SCHEIDEGGER Pascale LEHMANN Mattias	100.6 99.3 97.3 98.9	101.3 99.0 99.4 97.9	100.0 99.5 100.0 100.3	99.9 103.5 101.6 97.4	401.8 401.3 398.3 394.5		1595.9
5	Chavannes-les-Forts 1	Chava	THÜRLER Valentine PFEIFFLÉ Tilly MONNARD Tifany CHAPERON Noémie	100.7 100.3 96.5 94.7	101.7 98.2 101.6 95.5	104.3 101.8 97.3 92.7	101.5 99.1 100.0 95.2	408.2 399.4 395.4 378.1		1581.1
6	Ried b. Kerzers 1	RIED	LORÉTAN Olivier DICK Bettina GOETSCHI Thomas DICK Alexandra	102.0 97.7 99.3 99.5	104.0 101.6 99.0 96.7	100.6 99.1 93.0 93.6	101.6 101.1 95.6 96.0	408.2 399.5 386.9 385.8		1580.4
13	Pont-la-Ville 1	Pont	PACHE José CLEMENT Pauline GREMAUD Loic RISSE Julien	102.6 97.8 91.4 90.6	96.6 99.8 96.3 88.5	104.0 101.1 95.6 97.4	99.0 98.9 96.2 94.8	402.2 397.6 379.5 371.3		1550.6
14	Bulle 3	Bulle	PRIVET Bertrand ROMMANENS Patrick GACHET Siméon SUDAN Léonie	96.7 98.0 92.3 88.4	100.8 100.0 97.2 97.9	95.7 94.9 97.8 94.1	96.1 93.8 97.7 97.9	389.3 386.7 385.0 378.3		1539.3
15	Freiburg - Ville 2	Fribo	FERREIRA Joana SURDEZ David VAUTHEY Coline KOLLY Christian	95.2 98.7 97.2 75.7	99.3 98.8 97.1 86.7	99.6 97.7 93.8 91.9	101.1 98.1 95.3 89.1	395.2 393.3 383.4 343.4		1515.3
16	Vully-Broye 2	Vully	GUERRY Pierre GERBER Noah CHARDONNENS Nicolas COLLAUD Frédéric	92.1 96.6 93.9 91.4	97.1 95.1 95.3 95.1	98.6 94.7 94.4 93.8	96.7 94.2 91.9 91.1	384.5 380.6 375.5 371.4		1512.0
17	Heitenried 1	Heite	DUTLY Adrian ZBINDEN Enya BUNTSCHU Hermann WINZENRIED Jürg	100.2 99.0 95.0 85.9	97.0 93.5 93.8 92.2	101.8 95.9 95.6 92.9	100.4 97.0 86.7 82.1	399.4 385.4 371.1 353.1		1509.0
18	Chavannes-les-Forts 2	Chava	OBERSON Emmanuel RICOZ BÉAT BORCARD Julie GACHOUD Bertrand	94.5 93.2 92.4 91.3	96.5 97.5 95.4 96.1	99.7 97.7 93.5 88.2	98.6 97.2 85.2 90.5	389.3 385.6 366.5 366.1		1507.5
19	Attalens / Chatel 2	Attal	GABRIEL Laurent PERROUD Pierre-Alain SUDAN Angélique ZAMOFING Loris	93.8 94.3 95.7 89.8	96.3 96.8 87.6 89.9	94.7 95.4 95.1 83.6	95.1 93.4 94.9 90.6	379.9 379.9 373.3 353.9		1487.0




Finale cantonale groupe sur appui

1	Ried Schützen 1	Ried	TRÜSSEL Martin SCIBOZ Jean-Marc DUFAUX Pierre-Alain	105.3 104.6 104.0	104.5 104.7 104.2	104.9 104.2 103.3	314.7 313.5 311.5		939.7
2	Avry-sur-Matran	Avry	CHÉTELAT Albert AEBISCHER Marius MARGUET Denis	104.0 102.5 101.1	103.0 103.3 101.9	103.1 102.9 102.8	310.1 308.7 305.8		924.6
3	Estavayer-Lully	Esta	FRAUCHIGER Victor GUERRY Constant BAERISWYL Joél	103.3 99.8 98.2	102.6 102.7 101.7	102.4 103.5 100.9	308.3 306.0 300.8		915.1
4	Ried Schützen 2	Ried	LORÉTAN Willy GUILLAND Jean-Pierre SOMMER Patric	101.9 101.0 100.6	102.4 101.9 100.5	103.4 101.0 99.6	307.7 303.9 300.7		912.3
5	Tafers	Tafe	SCHWARTZ Thomas KAESER Bruno MARSCHALL Samuel	100.8 101.7 100.5	103.0 98.5 99.1	103.7 105.0 99.8	307.5 305.2 299.4		912.1
6	Vully-Broye	Vully	GUINNARD Marcel CUENDET Eric DROZ Fabienne	101.8 100.9 99.7	102.1 99.7 97.8	103.7 100.5 102.0	307.6 301.1 299.5		908.2
7	Bulle	Bulle	GRANGIER Pierre BARBEY Paul-André MONNEY Gilbert	100.1 100.4 96.5	104.0 98.5 100.6	101.3 99.6 100.9	305.4 298.5 298.0		901.9
8	Chavannes-les-Forts	Chava	AEBISCHER Claudine AEBISCHER Christian PFEIFFLÉ Christel	103.3 97.5 99.1	100.4 99.8 98.8	103.3 101.4 97.0	307.0 298.7 294.9		900.6



Finale cantonale groupe M21

1	Vully-Broye 1	Vully	STAUDENMANN Anne-Laure SCHWAB Amélie CHAVAILLAZ Thomas	99.4 100.7 99.9 101.6 101.6 102.1 101.4 94.7 98.8 94.8 94.6 100.4	401.6 399.8 388.6		1190.0
2	Heitenried 1	Heite	JENNY Nicolas SCHÖPFER Nathalie AEBISCHER Irina	102.3 98.4 95.2 102.1 96.8 98.6 97.2 100.4 97.6 96.3 95.9 98.5	398.0 393.0 388.3		1179.3
3	Le Cret	Cret	PITTET Amélia MAGNIN Elodie VILLARD Célia	100.3 100.0 96.0 98.5 97.8 97.4 99.1 100.2 93.0 92.9 93.6 99.6	394.8 394.5 379.1		1168.4
4	Vully-Broye 2	Vully	GUINNARD Sarah GUERRY Célien GODEL Noé	96.1 93.1 95.0 97.6 90.9 93.9 99.7 93.9 92.1 95.2 97.0 92.6	381.8 378.4 376.9		1137.1
5	Heitenried 2	Heite	BRÜLLHARDT Deborah GANARIN Neljo CATILLAZ Niklas	95.3 94.5 99.6 91.3 96.3 93.3 94.8 90.7 96.6 88.9 90.2 86.2	380.7 375.1 361.9		1117.7
6	Attalens-Chatel	Attal	RUCHTI Sacha CONSTANTINESCU Vlad BANAS Etien	90.0 89.6 95.4 92.8 86.1 86.7 80.7 93.3 89.7 84.4 87.3 83.9	367.8 346.8 345.3		1059.9
7	Chavannes-les-Forts	Chava	GANDER Mickael OBERSON Baptiste PERRIN Kimberly	89.6 76.6 87.8 91.7 83.7 85.6 85.6 86.1 71.8 73.0 74.0 79.7	345.7 341.0 298.5		985.2





Finale cantonale individuel M21

Qualifications

1	MAGNIEN Elodie	CRET	98.9	99.1	99.9	99.7	102.6	99.7	599.9	Q
2	STAUDENMANN Anne-Laure	VULLY	101.6	100.9	102.0	98.3	95.8	98.4	597.0	Q
3	PITTET Amélia	CRET	98.7	99.5	100.9	101.4	97.1	98.7	596.3	Q
4	PFEIFFLE Tilly	CHAVA	101.2	103.2	95.7	99.4	99.4	97.2	596.1	Q
5	JENNY Nicolas	HEITE	98.8	100.1	100.9	100.4	97.4	96.4	594.0	Q
6	AEBISCHER Irina	HEITE	99.7	98.5	98.1	95.4	99.0	96.0	586.7	Q
7	GUERRY Célien	VULLY	98.3	97.6	94.4	101.2	95.8	98.2	585.5	Q
8	SCHÖPFER Nathalie	HEITE	95.6	94.7	99.7	97.4	98.2	99.6	585.2	Q
9	CHAVAILLAZ Thomas	VULLY	92.8	96.0	101.4	98.4	98.2	97.2	584.0	
10	CATILLAZ Niklas	HEITE	92.4	97.2	96.1	97.3	95.9	97.1	576.0	
11	GODEL Noé	VULLY	93.3	97.0	96.5	97.5	93.5	96.0	573.8	
12	BRÜLLHARDT Deborah	HEITE	94.2	90.8	92.6	94.0	98.1	95.6	565.3	
13	EBERHARD Bastien	VULLY	85.5	84.7	91.1	88.9	89.9	82.2	522.3	
14	HENRY DE DIESBACH Marie-Slanié	FRIBO	81.6	84.1	89.0	78.0	87.2	83.1	503.0	
15	SAPIN Tabatha	FRIBO	79.5	77.7	91.6	77.1	83.1	78.9	487.9	

Super final

1	STAUDENMANN Anne-Laure	VULLY	49.6	50.0	20.1	19.3	20.5	21.1	19.7	19.1	18.9	 238.3
2	SCHÖPFER Nathalie	HEITE	49.0	50.9	19.3	19.7	19.5	19.2	17.3	19.2	19.7	233.8
3	GUERRY Célien	VULLY	48.2	50.1	18.2	18.0	20.3	19.3	19.0	18.6		 211.7
4	JENNY Nicolas	HEITE	49.6	47.9	19.2	19.7	19.6	16.5	19.3			191.8
5	MAGNIN Elodie	CRET	47.2	49.1	20.5	18.4	17.6	18.6				171.4
6	AEBISCHER Irina	HEITE	47.2	49.0	17.9	18.2	17.9					150.2
7	PFEIFFLE Tilly	CHAVA	47.7	47.2	18.7	18.3						131.9
8	PITTET Amélia	CRET	48.8	45.2	19.5							113.5



Finale cantonale individuel Dame

Résultats des qualifications non disponible

Super final

1	STURNY Kim	TAFER	50.6	52.5	20.5	20.7	20.1	20.8	20.7	20.4	19.3	245.6	
2	STURNY Lea	TAFER	51.9	50.6	19.9	20.0	20.8	20.0	20.8	20.4	20.9	245.3	
3	BEYELER Irene	TAFER	51.4	51.9	20.0	19.5	18.8	20.6	21.0	20.7		223.9	
4	STURNY Tina	TAFER	51.4	48.8	20.2	20.5	19.3	20.6	19.5			200.3	
5	BLASER Océane	VULLY	51.5	50.9	19.4	18.5	19.8	19.6				179.7	
6	THÜRLER Valentine	CHAVA	49.6	50.7	20.6	20.0	17.6					158.5	
7	DELLESERT Aurore	VULLY	49.1	49.3	19.3	20.2						137.9	
	THÜRLER Natacha	CHAVA											DNS



Finale cantonale individuel sur appui

1	TRÜSSEL Martin	RIED	104.9	103.1	105.0	313.0
2	DUFAUX Pierre-Alain	RIED	104.2	105.3	103.5	313.0
3	RUCHTI Michel	DOMPI	102.6	104.4	104.0	311.0
4	SCIBOZ Jean-Marc	RIED	103.1	103.5	103.7	310.3
5	FRAUCHIGER Victor	LULLY	102.4	102.8	104.3	309.5
6	AEBISCHER Marius	AVRY	102.4	104.0	102.9	309.3
7	BAEHLER Marc	VULLY	101.3	104.2	103.7	309.2
8	MARQUET Denis	AVRY	103.0	103.0	101.8	307.8
9	GUERRY Constant	LULLY	103.1	104.9	99.7	307.7
10	DROZ Fabienne	VULLY	101.8	102.7	103.1	307.6
11	KAESER Bruno	TAFER	103.4	98.8	104.8	307.0
12	MONNEY Olivier	DOMPI	103.2	103.9	99.8	306.9
13	VÖGELI Hansruedi	HEITE	103.8	99.9	102.3	306.0
14	GUINNARD Marcel	VULLY	100.8	102.2	102.1	305.1
15	MARCHAND Serge	AVRY	102.9	101.8	99.8	304.5
16	SCHMUTZ Bernard	LULLY	102.5	100.4	101.3	304.2
17	CUENDET Eric	VULLY	100.8	100.6	102.4	303.8
18	CHETÉLAT Albert	AVRY	103.4	100.1	100.3	303.8
19	SCHWARTZ Thomas	TAFER	101.7	100.8	100.9	303.4
20	CHAPPUIS Michel	AVRY	100.3	101.7	100.4	302.4
21	THÜRLER Fabien	CHAVA	101.6	101.5	98.5	301.6
22	LORÉTAN Willy	RIED	99.7	102.4	98.6	300.7
23	BOSSON Gérard	GIBLO	98.4	101.7	100.5	300.6
24	BAERISWYL Joél	LULLY	96.3	100.6	102.3	299.2
25	PFEIFFLE Christel	CHAVA	99.6	100.6	97.9	298.1
26	SOMMER Patric	RIED	95.1	98.5	97.6	291.2

Finale Suisse Groupe Elite

45	Frutigen Sportschützen Frutigland	393.0	395.3	392.5	390.0	1570.8
869255	MARTI Nolwenn	101.7	101.3	104.2	103.7	410.9
119916	INNIGER Andy	99.5	99.9	93.1	99.9	392.4
174605	MARTI Roland	97.1	99.6	99.8	92.6	389.1
181538	STEINER Susann	94.7	94.5	95.4	93.8	378.4
46	Vully-Broye Sté de tir Air comprimé	390.5	389.4	393.5	395.5	1568.9
33866	BLASER Océane	98.7	99.1	103.1	102.1	403.0
267508	LIMAT Bertrand	102.2	98.5	100.4	100.3	401.4
27227	GERBER Noah	96.6	96.9	98.4	95.5	387.4
330235	COLLAUD Sébastien	93.0	94.9	91.6	97.6	377.1
47	Bulle Société de tir à air comprimé	388.2	393.3	390.2	397.1	1568.8
161105	OVERNEY Sébastien	96.8	99.8	97.1	100.8	394.5
161093	DOHNER Martin	99.0	98.6	98.3	98.2	394.1
150702	GRANGIER Reynald	97.5	98.2	97.4	97.2	390.3
161102	LENGE Roberto	94.9	96.7	97.4	100.9	389.9
48	Zürich-Neumünster Standeschützengesellschaft 2	393.7	386.9	392.0	390.2	1562.8
604283	HOYOS Yasmin	103.8	97.9	101.3	99.0	402.0
723827	MEIER Chantal	95.5	98.6	95.1	99.4	388.6
694676	SANTER Jason	97.8	94.9	98.7	95.9	387.3
33110	ZÜHLSDORF Catharina	96.6	95.5	96.9	95.9	384.9

Final Suisse

Groupe M21

9	Altendorf Feldschützen 1	300.6	303.1	301.7	298.9	1204.3
7609	KELLER Jonas	100.7	103.5	101.7	99.2	405.1
7605	SCHERER Annika	100.8	101.3	99.4	100.4	401.9
999270	BÜSCH Leo	99.1	98.3	100.6	99.3	397.3
10	Vully-Broye Sté de tir Air comprimé 1	298.6	302.5	301.2	299.0	1201.3
7951	SCHWAB Amélie	100.9	100.1	102.2	102.4	405.6
9982	STAUDENMANN Anne-Laure	98.1	103.1	99.5	97.5	398.2
12556	CHAVAILLAZ Thomas	99.6	99.3	99.5	99.1	397.5
11	Altendorf Feldschützen 2	299.7	304.0	297.9	295.8	1197.4
6500	ZEHNDER Leonie	103.0	102.3	101.7	98.0	405.0
948466	MÄCHLER Joel	99.4	102.3	98.8	100.7	401.2
947603	SCHERER Niclas	97.3	99.4	97.4	97.1	391.2
33	Meilen Sportschützen Feld-Meilen	278.6	286.3	286.1	281.5	1132.5
9559	HERTIG Phillip	95.7	99.1	97.2	98.5	390.5
294738	DEUTINGER Isabella	95.5	92.8	99.4	96.7	384.4
999708	DEUTINGER Dominique	87.4	94.4	89.5	86.3	357.6
34	Vully-Broye Sté de tir Air comprimé 2	276.0	284.8	285.8	284.8	1131.4
965683	GUERRY Célien	94.6	100.6	100.2	96.2	391.6
12562	GODEL Noé	92.5	92.9	91.1	98.0	374.5
879928	EBERHARD Bastien	88.9	91.3	94.5	90.6	365.3
35	Exercices de l'Arquebuse et de la Navigation	290.0	279.6	281.3	274.7	1125.6
36039	DERACHE Emma	97.1	94.4	97.1	97.6	386.2
44816	KAHR Pierrick	95.5	93.1	90.7	92.8	372.1
44818	MULLER Christina	97.4	92.1	93.5	84.3	367.3

Finale Suisse

M21 Fille

1	4258	BEER Alicia	GR	103.3	104.9	104.2	103.1	105.0	105.9	626.4
2	4471	HOENES Selina	SZ	105.0	104.6	104.2	105.7	102.5	102.9	624.9
3	4573	LEICHT Maya	SZ	104.9	103.9	105.0	103.8	103.2	103.6	624.4
4	4752	SCHMID Alina	BE	104.9	103.1	103.7	102.9	104.1	105.4	624.1
5	4446	GYGER Emely	SO	103.5	104.8	103.7	102.6	104.5	104.8	623.9
6	4319	CHENIKOVA Katia Ekaterina	NE	104.0	102.8	104.9	105.1	103.0	102.6	622.4
7	4843	TISHCHENKO Polina	ZH	101.6	104.9	104.0	103.2	104.3	103.3	621.3
8	4570	LAZZAROTTO Daria	ZH	102.2	105.0	104.1	103.3	104.2	102.1	620.9
9	4706	ROMANCUK Luena	SO	103.3	103.0	103.8	104.1	103.1	103.0	620.3
10	4834	TELA Alexia	TI	104.1	104.1	102.8	103.4	103.8	102.1	620.3
11	4607	MARCIELLO Chiara	TG	101.6	104.0	103.0	103.9	103.8	103.6	619.9
12	4506	JENAL Fadrina	ZH	101.5	103.7	103.3	104.8	102.7	103.0	619.0
13	4882	WEISSBRODT Isabel	VS	103.3	103.0	101.8	102.5	103.3	103.1	617.0
14	4663	PELLADONI Gina	TG	101.3	102.1	101.5	102.8	103.9	103.8	615.4
15	4509	JÖHL Corinne	GL	101.4	104.4	99.6	102.9	104.3	102.4	615.0
16	4379	FÄSSLER Anouk	SG	102.2	102.9	99.9	101.7	102.8	102.7	612.2
17	4712	ROSSIER Kajsa	ZH	103.1	101.7	100.4	102.2	101.9	102.3	611.6
18	4861	VAUCHER Lara	BE	101.7	98.3	101.6	103.6	102.4	99.9	607.5
19	4260	BENKE Liliana	TG	102.4	99.1	103.0	99.6	101.6	101.5	607.2
20	4279	BÖHI Sarina	TG	101.3	98.9	101.1	101.7	103.2	100.4	606.6
21	4235	ARNOLD Silja	UR	104.0	100.4	100.0	100.4	100.9	100.3	606.0
22	4236	ARNOLD Yvonne	UR	100.4	98.0	103.4	100.7	101.3	102.0	605.8
23	4613	MATANOVIC Josipa	SG	99.1	100.2	103.0	102.3	100.5	100.0	605.1
24	4669	PFEIFFLE Tilly	FR	102.5	99.4	99.7	101.5	101.5	99.5	604.1
25	4798	STAUB Kaya	TG	99.7	102.7	99.8	98.9	102.0	100.8	603.9
26	4797	STATTENBERGER Florence	FR	99.9	99.3	102.7	101.6	98.5	100.2	602.2
27	4356	DURRER Josefina	NW	100.7	99.3	99.8	101.6	102.3	98.3	602.0
28	4450	HABERMACHER Emma	ZG	101.0	99.5	96.8	101.1	101.2	101.5	601.1
29	4491	IMHOLZ Marion	UR	101.2	99.1	100.8	100.1	97.5	102.2	600.9
30	4788	SPRECHER Lorena	ZH	98.7	100.6	101.7	97.2	100.9	101.7	600.8
31	4536	KOHLER Pascale Joline	BL	102.5	101.5	98.3	98.8	100.3	97.2	598.6
32	4396	FREI Maureen	TG	100.0	92.3	99.7	102.3	103.3	100.5	598.1
33	4800	STAUDENMANN Anne-Laure	VD	99.4	99.2	102.0	100.9	97.3	99.3	598.1
34	4913	ZBINDEN Salomé-Dorothee	BE	98.4	101.3	100.1	97.9	101.1	98.2	597.0



Finale Suisse Dame

1	4322	CHRISTEN Nina	SZ	105.3	105.3	106.3	105.0	105.3	105.6	632.8	Q
2	4462	HERRLI Martina	GR	103.9	105.9	105.4	104.4	104.8	104.1	628.5	Q
3	4426	GOY Audrey	VD	104.4	105.3	103.4	104.5	104.3	105.1	627.0	Q
4	4577	LEONE Chiara	AG	104.8	104.5	103.5	105.3	104.3	104.3	626.7	Q
5	4469	HITZ Sarina	TG	103.1	103.1	105.5	104.2	104.9	104.9	625.7	Q
6	4751	SCHLÄPFER Barbara	AR	104.2	104.5	103.9	103.8	103.3	104.2	623.9	Q
7	4622	MAY Stella Aurelia Elisa	NW	104.3	104.3	105.2	104.1	104.2	101.6	623.7	Q
8	4814	STRÄSSLE Myriam Melanie	SG	104.6	102.6	103.3	104.6	103.7	104.4	623.2	Q
35	4832	TARIFA Seraina	ZH	100.5	99.0	101.0	101.4	101.3	99.7	602.9	
36	4274	BLASER Océane	FR	100.1	99.7	101.3	99.6	101.0	100.4	602.1	
37	4615	MATHIS Alice	ZH	92.9	101.1	101.7	102.5	102.1	99.6	599.9	
38	4833	TAVASCI Laura	GR	95.8	99.5	99.8	101.0	98.7	104.8	599.6	
39	4404	FÜGLISTER Fiona	AG	102.6	97.7	100.3	100.3	96.8	101.7	599.4	
40	4821	STURNY Tina	FR	97.8	100.6	100.7	102.1	97.5	100.4	599.1	
41	4819	STURNY Kim	FR	98.5	97.4	100.6	100.5	101.4	100.1	598.5	
42	4828	SUTTER Natascha	TG	99.2	97.0	99.1	97.7	101.8	102.1	596.9	



Final Suisse individuel Senior sur appui

35	673	THÜRLER Fabien	FR	101.7	101.0	103.2	305.9
36	428	CRAMERI Moreno	GR	101.6	101.4	102.8	305.8
37	371	BESSERER Roger	SG	100.6	102.2	102.7	305.5
38	690	VOUHAZ Nathalie	VS	101.4	102.7	101.0	305.1
39	462	FRAUCHIGER Victor	FR	101.1	102.9	101.0	305.0
40	402	BURRI Daniel	BE	101.4	102.1	100.6	304.1
41	682	VALLOTTON Pierre-André	VS	99.4	102.7	101.9	304.0
42	661	STAUDENMANN Kurt	BE	102.9	102.3	98.8	304.0
43	502	HUBER Gabriela	SO	100.9	100.4	102.6	303.9
44	505	HUGUENIN Pierre-Alain	VS	100.0	102.3	100.9	303.2
45	573	MONNEY Olivier	FR	101.0	100.7	101.4	303.1
46	703	WIELAND Walter	GR	101.8	102.7	98.3	302.8
47	582	NÄF Christina	GR	99.4	101.3	101.9	302.6
48	399	BÜHLER Sébastien	VS	103.3	101.0	98.2	302.5
49	514	JACOT Laurent	FR	100.3	102.9	99.0	302.2
50	628	SANTORO Franco	SG	99.1	101.1	100.7	300.9
51	685	VIENNY Sylvie	FR	100.1	100.0	99.3	299.4
52	657	SOMMER Patric	FR	99.0	101.9	98.3	299.2
53	426	DJAFAR-BLASER Nadia	FR	96.3	99.9	101.6	297.8
54	544	LOCHER Bruno	SO	99.0	99.5	98.7	297.2
55	597	PAHUD Patrick	VD	93.5	97.3	99.6	290.4
56	475	GIGANDET Christophe	JU	93.5	96.6	100.2	290.3
57	388	BOLLIGER Ursi	LU	75.1	94.2	103.2	272.5



Final Suisse

individuel Vétéran sur appui

35	430	CUENDET Eric	FR	99.0	103.7	104.5	307.2
36	556	MARES Claudio	ZH	101.6	102.8	102.8	307.2
37	346	AEBISCHER Claudine	FR	101.6	103.3	102.0	306.9
38	368	BERNET Andreas	BE	102.3	102.6	102.0	306.9
39	409	CALUORI Markus	GR	101.2	102.9	102.7	306.8
40	578	MOSER Carlo	SG	100.5	103.8	102.4	306.7
41	383	BLATTER Herbert	VS	102.6	102.5	101.6	306.7
42	452	ETTER Andreas	BE	101.1	103.0	102.5	306.6
43	585	NAUER Max	BE	102.0	102.0	102.2	306.2
44	488	GUINNARD Marcel	FR	100.9	101.4	103.6	305.9
45	546	LORETAN Willy	FR	102.3	101.8	101.7	305.8
46	694	WASEM Andreas	BE	100.8	100.8	103.9	305.5
47	715	ZAHND Christoph	BE	101.2	101.9	102.3	305.4
48	497	HEGETSCHWEILER Caroline	ZH	101.7	101.8	101.8	305.3
49	707	WITTWER Hans-Peter	BE	100.0	103.6	101.7	305.3
50	672	THELER Arthur	AG	102.4	100.6	102.2	305.2
51	698	WETTSTEIN Jürg	ZH	101.0	100.8	103.3	305.1
52	678	TULLO Michele	AG	102.0	101.6	101.4	305.0
53	575	MORAZ Ronald	VD	100.5	101.2	103.0	304.7
54	702	WIDMER Daniel	BL	101.5	101.2	102.0	304.7
55	357	BARMETTLER Karl	ZH	101.3	101.7	101.7	304.7
56	697	WETTER Franz	AI	100.8	102.9	100.7	304.4
57	635	SCHIERBAUM Christina	BE	99.3	102.7	102.2	304.2
58	420	CHIESA Ezio	GR	100.6	101.5	101.2	303.3
59	421	CHRISTEN Andreas	SO	100.9	101.1	100.7	302.7
60	438	DROZ Fabienne	VD	101.1	101.9	99.6	302.6
61	652	SCHWARTZ Thomas	FR	99.3	101.6	101.5	302.4
62	691	WALSER Elisabetta	TI	97.3	103.4	101.6	302.3
63	692	WALSER Werner	TI	101.4	100.8	99.6	301.8
64	513	IMBODEN Werner	LU	99.4	100.5	101.8	301.7
65	480	GOGNIAT Roland	JU	99.8	100.2	101.7	301.7

Saison AC 2025 / 2026

Challenge sur appui

	Tir d'ouverture		Tir des Rois		Tir de clôture		Total
Eric Cuendet	104.3 + 101.9	206.2	104.9 + 57	161.9	103.8 + 102.7	206.5	574.6
Marcel Guinnard	104.2 + 104.1	208.3	103.1 + 48	151.1	104.4 + 103.9	208.3	567.7
Fabienne Droz	103.3 + 101.5	204.8	100.5 + 48	148.5	101.0 + 101.5	202.5	555.8
Nadia Blaser	102.7 + 102.5	205.2			102.4 + 100.3	202.7	407.9
Jean-Marc Monney	100.8 + 97.7	198.5	100.3 + 51	151.3			349.8
Pierre-Alain Baechler			93.7 + 30	123.7			123.7


Challenge bras franc

Thierry Roth	95.3 + 93.1	188.4	90.6 + 75	165.6	97.5 + 97.4	194.9	548.9
Frédéric Collaud	92.5 + 86.3	178.8	91.5 + 64	155.5	93.4 + 92.4	185.8	520.1
Nicolas Chardonens	95.5 + 95.6	191.1	99.7 + 33	132.7	95.2 + 94.4	189.6	513.4
Océane Blaser	103.4 + 97.9	201.3			100.5 + 100.5	201	402.3
Aurore Delessert	100.7 + 101.0	201.7			98.0 + 99.5	197.5	399.2
Anne-Laure Staudenmann	96.6 + 101.6	198.2					198.2
Cindy Chassot					99.5 + 98.4	197.9	197.9
Nathan					73.4 + 84.7	152.1	152.1

Qualifications


1	3	202	WEISSBROTH Livia	SUI	STEG	102.3	103.2	102.4	104.0	411.9	Q
2	2	201	SAILLEN Mélyne	SUI	VAL-D'ILLIEZ	102.1	101.2	102.3	100.6	406.2	Q
3	4	203	FLÜCKIGER Estelle	SUI	LUZERN	97.8	100.8	101.9	101.0	401.5	Q
4	32	281	STEINER Dunja	SUI	STEG	98.6	101.9	101.5	99.0	401.0	Q
5	8	207	SUTTER Janine	SUI	HOSEN RUCK	96.6	101.4	101.9	100.5	400.4	Q
6	6	205	SCHWAB Amélie	SUI	CHABREY	102.1	101.9	99.8	96.6	400.4	Q
7	5	204	SANTORO Alessia	SUI	ESCHENBACH S	99.8	100.6	99.1	99.1	398.6	Q
8	15	214	BÜRKY Loriane	SUI	SAVAGNIER	99.1	98.8	100.7	98.6	397.2	Q

Super final

1	205	SCHWAB Amélie	SUI	51.9	102.4	122.5	143.1	163.6	183.2	203.4	223.5	243.2		
				10.2	10.5	10.5	10.5	10.0	10.1	10.4	9.9	9.4		
				10.2	9.7	9.6	10.1	10.5	9.5	9.8	10.2	10.3		
				10.8	10.0									
				10.3	10.3									
				10.4	10.0									
2	281	STEINER Dunja	SUI	49.9	100.7	121.4	140.9	161.6	182.5	202.7	222.7	242.4		
				10.9	10.5	10.7	10.3	10.4	10.7	10.6	10.0	9.9		
				9.4	9.6	10.0	9.2	10.3	10.2	9.6	10.0	9.8		
				10.5	10.3									
				9.7	9.6									
				9.4	10.8									
3	202	WEISSBRODT Livia	SUI	50.5	101.2	121.1	141.0	161.1	180.7	200.9		221.5		
				10.2	9.6	10.0	10.2	10.3	9.6	10.0	10.3			
				10.3	9.9	9.9	9.7	9.8	10.0	10.2	10.3			
				10.8	9.9									
				10.1	10.5									
				9.1	10.8									
4	201	SAILLEN Mélyne	SUI	48.7	99.3	119.8	140.0	160.1	180.4			199.6		
				10.0	10.1	10.7	10.7	10.5	10.0	9.3				
				8.7	9.5	9.8	9.5	9.6	10.3	9.9				
				10.0	10.4									
				10.4	10.2									
				9.6	10.4									
5	207	SUTTER Janine	SUI	49.2	99.8	120.7	139.8	159.6				179.5		
				9.6	10.2	10.7	9.1	9.5	10.4					
				10.3	10.4	10.2	10.0	10.3	9.5					
				9.2	9.9									
				10.0	9.8									
				10.1	10.3									
6	203	FLÜCKIGER Estelle	SUI	50.4	98.0	117.7	137.1					157.7		
				10.4	10.3	9.0	9.7	10.1						
				9.7	9.9	10.7	9.7	10.5						
				10.0	9.3									
				10.3	9.6									
				10.0	8.5									
7	204	SANTORO Alessia	SUI	49.3	96.8	116.0						133.8		
				9.9	9.8	9.4	8.1							
				10.2	9.5	9.8	9.7							
				10.2	9.9									
				9.6	8.6									
				9.4	9.7									
8	214	BÜRKY Loriane	SUI	46.8	95.4							115.2		
				8.9	10.5	10.1								
				8.8	8.8	9.7								
				9.9	9.6									
				10.4	10.2									
				8.8	9.5									



1	SCHWAB Amélie	VULLY	51.9	49.5	19.4	20.0	19.7	19.6	20.7	20.7	18.6		240.1
2	DÉCOTTERD Léane	LULLY	49.7	48.8	19.0	19.0	20.0	19.7	18.7	18.5	19.6		233.0
3	VILLARD Célia	CRET	45.6	45.9	17.8	21.3	18.1	19.4	20.3	19.1			207.5
4	ROMANENS Alexis	VUADE	45.9	45.9	19.8	19.0	19.0	18.5	16.1				184.2
5	SOMMER Janek	RIED	49.9	48.8	19.0	17.7	13.3	18.3					167.0
6	GANDER Michael	CHAVA	47.0	47.9	18.3	17.8	16.7						147.7
7	GUÉGAN Aymerick	CRET	47.1	44.6	18.9	16.6							127.2
8	DEMA Luana	HEITE	38.3	49.2	19.4								106.9

1	LIMAT Bertrand	VULLY	51.7	52.1	20.4	19.8	21.4	20.8	20.2	19.7	20.7		246.8
2	POFFET Marco	TAFER	51.6	52.2	20.8	20.3	20.5	21.2	19.5	20.6	16.2		242.9
3	DUFAUX Gilles	TAFER	50.3	52.0	20.6	20.4	20.7	20.6	20.2	20.8			225.6
4	MAAG Simon	COTTE	50.7	50.2	20.3	21.4	20.7	20.8	20.3				204.4
5	ROPRAZ Tristan	BULLE	50.7	49.2	20.5	20.5	21.0	20.6					182.5
6	RIEDO Sven	TAFER	50.4	51.1	19.8	20.5	19.6						161.4
7	DUTLY Adrian	HEITE	50.9	46.8	19.3	17.9							134.9
8	COTTING Julien	FRIBO	46.5	48.7	18.7								113.9